




Stoneham Little League -Game Changer App

Importing your team from SLL Website to GC

Before you can import your team, you must download the GameChanger app from the [App Store](#) (iOS) or [Google Play](#) (Android).

IMPORTANT! You must also fulfill these three requirements before being able to import your team into the app:

1. Verify you are using the same email address for  [GameChanger](#) account that you use for your Stoneham Little League Website account.
2. Coaches verify you are listed as a volunteer/coach for your team on Stoneham Little League Website.
3. Verify your team's roster is "posted" to the Stoneham Little League website.

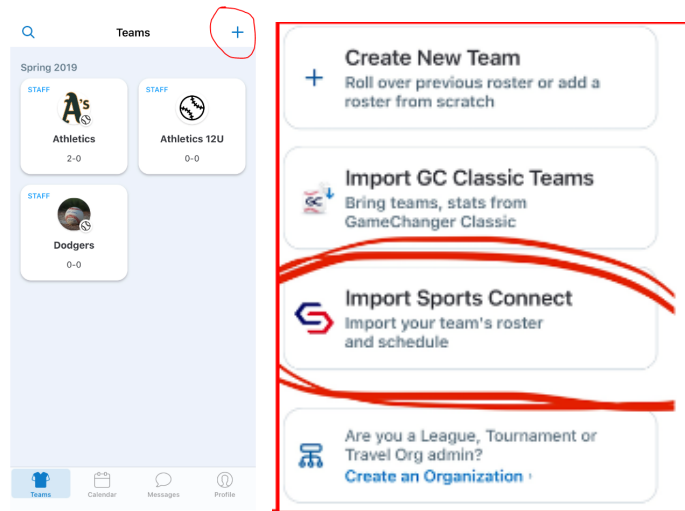
Steps to Import Sports Connect Team into GameChanger App

1. Once you are logged into GameChanger tap the “+” in the upper right side of the screen
2. Select **Import Sports Connect** and any team you are listed as a coach should show up (Assuming same email was used as GC app).
3. Select your team and press **import**.
4. You should now be able to see your roster and have ability to text or schedule practices.
5. Once the game schedule is loaded onto the SLL website you will be able to update and sync with your calendars.
 1. Tap the **gear** button in upper right.
 2. On bottom of screen press **schedule sync**.
 3. Press **Re-Import Team Schedule**
 4. You may need to refresh the calendar often to stay up to date with rain outs, etc.
6. You can share your team with parents by hitting the share button next to the gear icon at top right of home screen.
7. Scoring games on the app allows you to keep score, pitches and stats of players. If you can designate someone to do it for you it's great. If not, you can do yourself.

If you have further questions please email teammanager@gc.com

Visual Aids

- Open App and Select “+” at top right



4. If you have been assigned a team using the same email it should show up here.

Select and import your team

[Back](#)

[Next](#)

Import roster & schedule

- We automatically send emails inviting team members to get the app
- Rosters will only be imported once
- Schedules will stay up to date

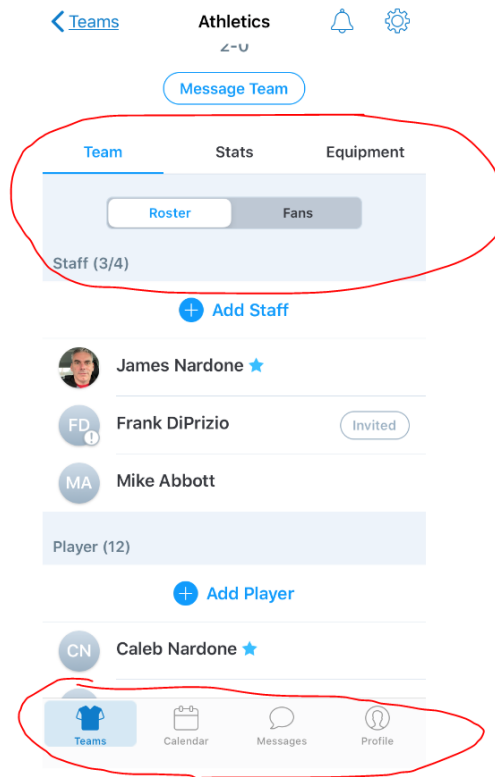
Spring 2020



Athletics
2020 Spring Baseball

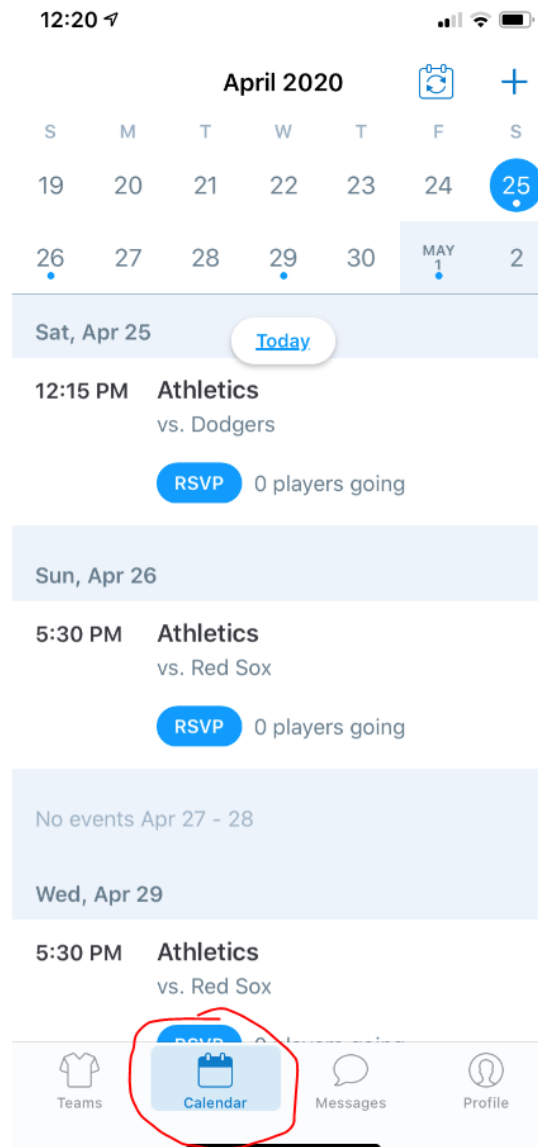


5. You should now be able to see your full team information.


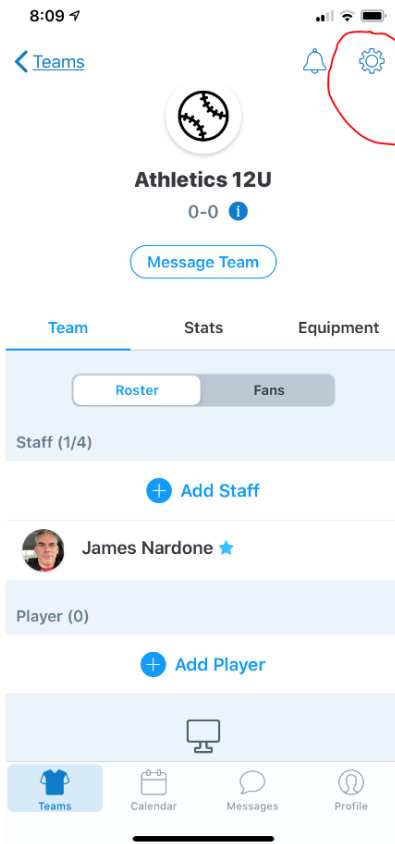


\

6. Selecting schedule will show you and parents what games/practices you have in the system and allows parents to RSVP.
Please remember to refresh often of changes are made.



7. (Optional) Coaches can assign positions, create lineups and score games within the app.
8. To practice this use settings button.



- To Score a live game select a game from calendar and “score game”. Can also select any player to view check Player Season Stats, spray charts, etc.

